

QPOL 250 M1 / QPOL 250 M2



The Qpol 250 M1 is a manual single wheel grinder & polisher and the Qpol 250 M2 is a manual twin wheel grinder & polisher for working wheels with Ø 200/250 mm. The particularly strong, speed-controlled drive makes this model suitable for all preparation steps and materials.

The impact-resistant plastic bowl, the powder-coated aluminium housing and the high-quality components inside the device are the basis for smooth running and best preparation results.



ROTARY SWITCH & BOOST FUNCTION

The start/stop button with illuminated status display as well as the rotary switch with scale and integrated boost button allow for intuitive operation of the manual machines. The set speed remains constant throughout the entire grinding and polishing process. At the end of the preparation procedure, the boost function may be activated to discharge any liquid left on the grinding and polishing medium in 3 seconds at 750 rpm.



SINGLE-DISC DESIGN

After removal of the splash protection ring, the working wheel is freely accessible. The wheel is automatically arrested when placed on the new mounting system. On lifting the wheel, all parts below are accessible for easy cleaning.



ERGONOMICALLY FORMED SPLASH RING

The ergonomically formed splash ring significantly reduces splashing. Due to the recessed grips it is possible to change grinding and polishing media with the ring still in place. It can also be used as a hand rest during a longer preparation process.



ROBUST PULL-OUT WATER HOSE

The pull-out flexible hose extension allows the tap to be used for cleaning the entire working area and the basin.



COMBINABLE WITH DOSING UNIT QDOSER GO

The dosing unit Qdoser GO has been adapted to the new design and is now even more user-friendly and robust. Four 500 ml glass bottles with screw caps hold 3 x suspension and 1 x lubricant or oder 4 x diamond suspension Dia-Complete and can be filled via a separate lid. They are easily removed for cleaning.



COMBINABLE WITH GRINDING/POLISHING HEAD Qpol GO

The perfect solution for automated sample preparation. The Qpol 250 M machines can be equipped with the optional Qpol Go grinding/polishing head.



BASIC MODULE

Qpol 250 M1/M2

- | Qpol 250 M1: single wheel grinder & polisher
- | Qpol 250 M2: twin wheel grinder & polisher
- | Variable speed
- | Clockwise and anti-clockwise rotation
- | Spin cycle feature (cleaning Boost)
- | Easy, fast and tool-free change of working wheel
- | Easy cleaning/rinsing of bowl by lifting the working wheel
- | Aluminium case, powder coated
- | Impact-proof plastic bowl
- | Manual water solenoid
- | Basin rinsing tube
- | Incl. splash ring and cover
- | Start-Stop function with status indication
- | Combinable with polishing head Qpol GO
- | Combinable with manual dosing unit Qdoser GO

Qpol 250 M1

200-240 V / 50/60 Hz
(1Ph/N/PE)

Order No.: M5631000

100-120 V / 50/60 Hz
(1Ph/N/PE)

Order No.: M5631005

Qpol 250 M2

200-240 V / 50/60 Hz
(1Ph/N/PE)

Order No.: M5631010

100-120 V / 50/60 Hz
(1Ph/N/PE)

Order No.: M5631015

ACCESSORIES

SETTLING TANK



- | 2-chamber-compartment, 45 ltr.
- | for System lab cabinet (insertion mechanism)

referring height of System cabinet
H 800 mm

Order No.: A5810261

referring height of System cabinet
H 900 mm

Order No.: A5810237



- | inlet sieve and filter bag
- | mobile

Order No.: A5800496

WORKING WHEELS Qpol 250



- | Single-disc design

Ø 200 mm

Order No.: Z5631001

Ø 250 mm

Order No.: Z5631002

CLAMPING RINGS Qpol 250

- | for working wheels Qpol 250 M/A
- | plastic

Ø 200 mm

Order No.: Z5631003

Ø 250 mm

Order No.: Z5631004

ACCESSORIES

CONNECTION SET Qpol 250 M1/M2

1 drain tube Ø 40 mm; 1.5 m long

1 pressure tube R ½"; 2 m long

Order No.: Z5600008

BASIC SET Qpol 250 M1

Order No.: Z5631010

BASIC SET Qpol 250 M2

Order No.: Z5631011

OPTION

GRINDING/POLISHING HEAD Qpol GO

| see page 3.24



Preparation Qpol GO for Qpol 250 M1

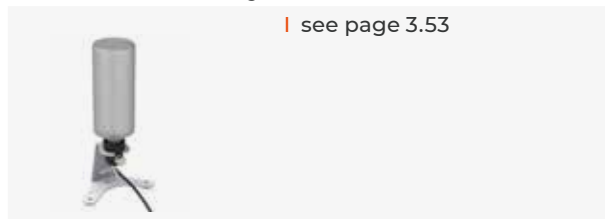
Order No.: A5631001

Preparation Qpol GO for Qpol 250 M2

Order No.: A5631002

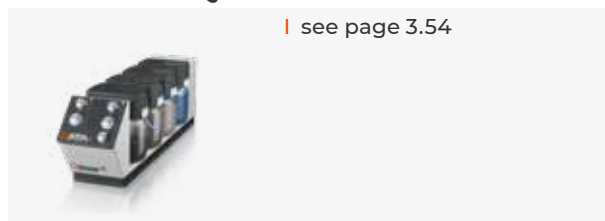
DOSING BOTTLE Qdoser ONE

| see page 3.53



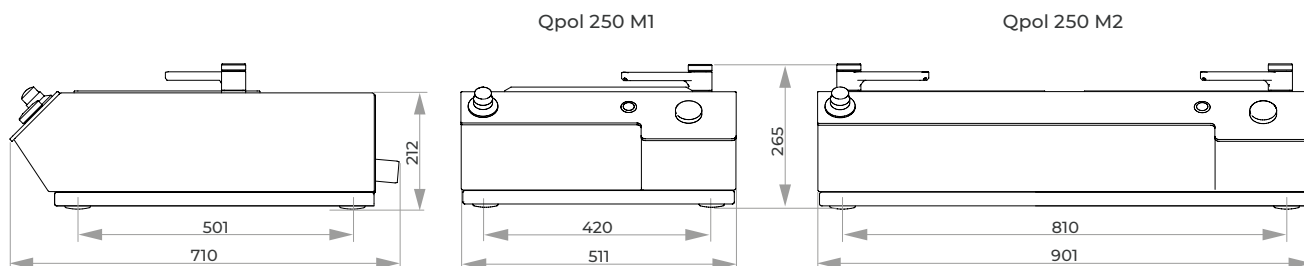
DOSING UNIT Qdoser GO

| see page 3.54



SPECIFICATIONS

	Qpol 250 M1	Qpol 250 M2
Working wheels	Ø 200/250 mm	Ø 200/250 mm
Connected load	1.6 kVA	1.6 kVA
Power supply	1 200-240 V / 50/60 Hz (1Ph/N/PE) 2 100-120 V / 50/60 Hz (1Ph/N/PE)	200-240 V / 50/60 Hz (1Ph/N/PE) 100-120 V / 50/60 Hz (1Ph/N/PE)
Speed	30-600 rpm	30-600 rpm
WxHxD	~ 511 x 265 x 710 mm	~ 901 x 265 x 710 mm
Weight	1 25 kg 2 30 kg	45 kg 49 kg



NEURTEK
i n s t r u m e n t s