

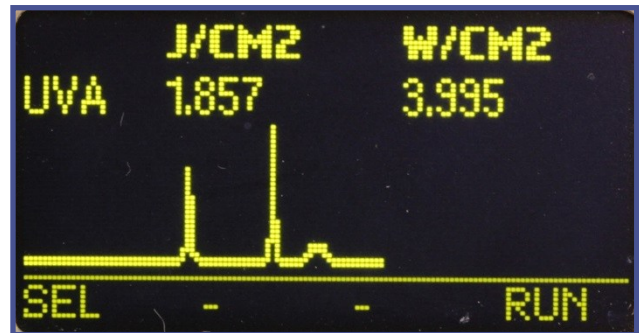
EIT2.0™ LLC UV Power Puck® II



*UV Power Puck II
A four band radiometer*

EIT/EIT 2.0 has designed, manufactured, sold and supported industrial UV measurement solutions worldwide since 1986. The UV Power Puck II radiometer utilizes our experience and builds on previous versions of our instruments. The Power Puck II is easy to use and helps to establish, document, maintain and troubleshoot process windows in industrial UV curing applications.

The instrument display (right) provides irradiance (W/cm^2) and energy density (J/cm^2) values as well as the irradiance profile.



The UV Power Puck II is a four band radiometer with EIT UVA, UVB, UVC and UVV. Having the four EIT bands in a single instrument allows the user to identify bulb (mercury-H, mercury-iron-D, mercury-gallium-V) types.


The Power Puck II allows you to independently monitor the wavelengths associated with surface cure (UVC) as well as those responsible for through cure (UVA/UVV). Tracking the ratio of UVC:UVA can indicate when your reflector is getting dirty. Looking at the UVA:UVV ratio can indicate when a mercury-gallium bulb has aged and is spectrally closer to a mercury bulb than a mercury-gallium bulb.



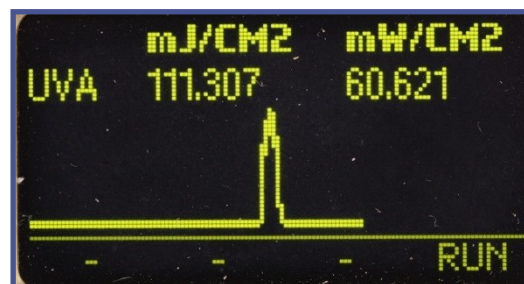
UV POWER PUCK® II FEATURES

The Power Puck II four band radiometer is easy to use and offers a number of user selected options for the display and sampling rate.

- **Easy to Use:** A Single Button allows the user to turn the unit on, collect & view the data.



- **Graph:** A graph illustrating the peak UV irradiance and total energy is displayed for each UV band. The graph shows the irradiance as a function of time (W/cm^2 on Y-axis, time on X-axis) with the number of lamps and intensity of each shown.



- **Reference:** Allows the user to store a run in the instrument memory to allow for easy comparison to current UV conditions.



- **All Channel:** Displays the Joules/cm² & Watts/cm² data on one screen for all four bands (UVA, UVB, UVC & UVV).



- **Setup:** Used to select instrument options including the Display Mode (Graph, Reference, All Channel), Effective Sample Rate (Smooth), Units (J/W, mJ/mW or $\mu J/\mu W$) and Display Brightness.

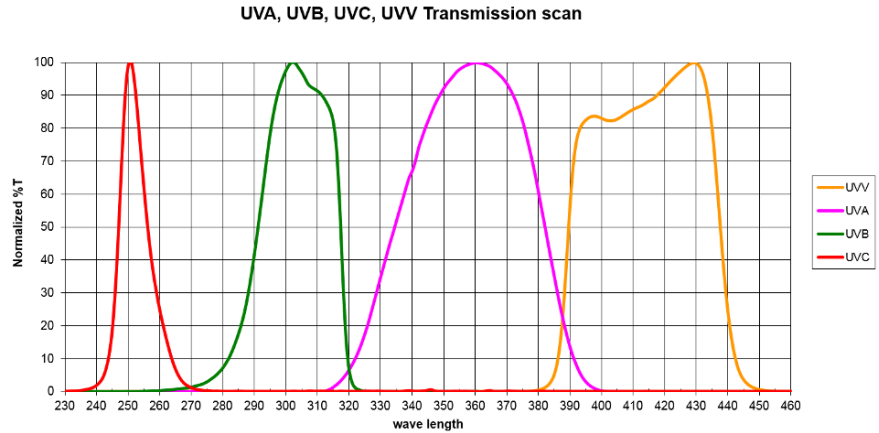


UV POWER PUCK® II FEATURES

EIT 2.0 Broadband Responses

The Power Puck II is a four band radiometer with EIT UVA, UVB, UVC and UVV responses optimized for mercury (broadband) responses.

- UVA (320-390nm)
- UVB (280-320nm)
- UVC (250-260nm)
- UVV (395-445nm)



EIT 2.0 Dynamic (Operating) Ranges

The dynamic range of the Power Puck II is selected at the time of order and is based on the output of the UV source and instrument distance to the UV source.

- The (H) Standard/High (10 Watt) range works well for high power curing applications
- The (M) Mid-range (1 Watt) works well with low power arc lamps and in applications with lamps that are non- focused or away from the cure surface
- The (L) low range (100 mW) works well in exposure systems and applications with low power lamps
- Refer to the Product Specifications for more information.

Instrument Sample Rate (Smooth) Functions

The Power Puck II oversamples at an extremely high rate. The user is able to adjust the effective sample rate used for data collection. For most applications, we recommend the **Smooth Profiler** setting.

- **Smooth On:** Effective sample rate of 25 Hz (samples per second), matches obsolete Power Puck units
- **Smooth Profiler:** Effective sample rate of 128 Hz, suggested rate for most applications. The Smooth Profiler setting reports the average (RMS) peak intensity.
- **Smooth Off:** Effective sample rate of 2048 Hz. Fast enough to detect the AC cycling in a 50/60 Hz power supply. Reports the instantaneous irradiance value which is higher than the RMS value.

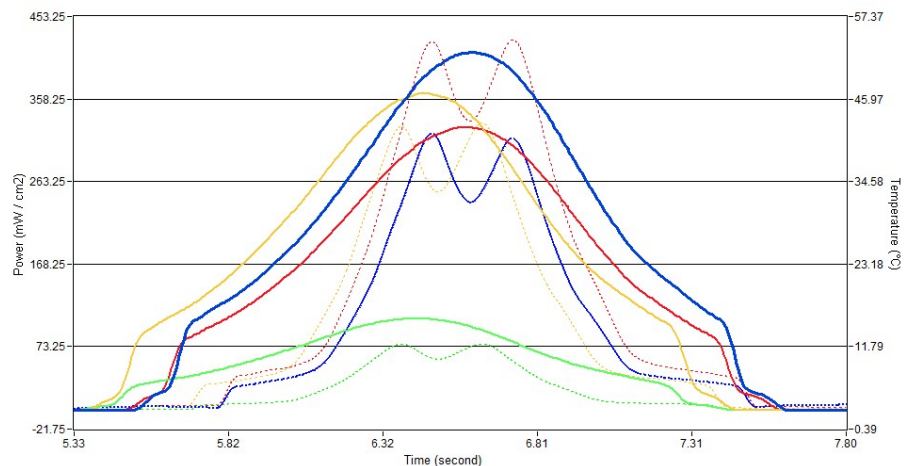
Optional Profiler Versions

Profiler versions of the UV Power Puck II operate in the same manner as the Standard (display) versions. Profiler versions allow the transfer of the numerical data (irradiance, energy density) values **and** the irradiance profile (Watts as a function of time) to EIT's UV PowerView Software® III Program. Profiler units must be configured at the time of the initial order or returned to EIT for an upgrade.

This allows the user to:

- Analyze system changes over time
- Look at individual lamps
- Compare multi-lamp systems
- Trouble shoot lines
- View lamp focus
- Determine lamp type

Contact EIT 2.0 to learn more about the Profiler versions



UV POWER PUCK® II PRODUCT SPECIFICATIONS

Specifications subject to change without notice

Display	Easy to Read, Yellow Text on Black Background
Suggested Operating Ranges	Standard High Range: UVA, UVB, UVV - 100mW/cm ² to 10W/cm ² / UVC - 10mW/cm ² to 1W/cm ² Mid-Range: UVA, UVB, UVV - 10mW/cm ² to 1W/cm ² / UVC: 1mW/cm ² to 100mW/cm ² Low Power: UVA, UVB, UVV - 1mW/cm ² to 100mW/cm ² / UVC - 1mW/cm ² to 100mW/cm ² The suggested Operating Ranges are where the instrument performs best. Units will “turn on” and display data at irradiance values much lower than the suggested Operating Ranges.
Accuracy	+/- 10%; +/- 5% typical plus ±0.2% of full scale Typical +/- 5% or better
Calibration	Supplied with NIST traceable calibration certificate
UV Power Puck® II Spectral Ranges	Four channel monitoring of UVA (320-390 nm), UVB (280-320nm) , UVC (250-260nm) and UVV (395-445nm)
Spatial Response	Approximately cosine, “Lambertian”
Operating Temperature	0-75°C Internal temperature; tolerates high external temperatures for short periods (audible alarm indicates when temperature has exceeded tolerance)
Smooth Modes	Smooth ON: Effective Sample rate of 25 samples/second Smooth PROFILER: Effective Sample rate of 128 samples/second Smooth OFF: Effective Sample rate of 2048 samples/second
Time-Out Period	2 minutes DISPLAY mode (no key activity)
Battery/Battery Life	Two user-replaceable AAA Alkaline Cells/Approximately 20 hours with the display “on”
Dimensions	4.60 x 0.50 inches; 117 mm x 12.7 mm (D x H)
Weight	10.1 ounces (289 grams)
Instrument Materials	Aluminum, stainless steel
Carrying Case Material/Weight	Cut polyurethane interior, scuff resistant nylon exterior cover/9 ounces (260 grams)
Carrying Case Dimensions	10.75 x 3.5 x 7.75 inches; 274 x 89 x 197 mm (W x H x D)

This equipment is in conformity with the following standards and therefore bears CE marking: IEC 61326-1:2005, EN55011: 1998, EN61000-4-2: 1995, A1: 1998, A2: 2001; EN 61000-4-3: 2002, A1: 2002, following the provisions of the applicable directives: 98/34/EEC and amendments, 89/336/EEC and amendments.



ABOUT EIT 2.0 LLC

Originally established in 1977 to provide contract engineering & electronic manufacturing services EIT’s UV measurement products which include radiometers and on-line measurement systems have been sold worldwide since 1986. EIT 2.0 LLC was established in 2022 under the same ownership and key management team to focus and accelerate the development of EIT’s proprietary UV measurement products. Over 113,000 EIT measurement solutions have been sold to measure LED, broadband and UV germicidal sources.

For more information contact EIT 2.0 or one of our authorized representatives or distributors



EIT Products are designed and manufactured in the USA
Product Specifications Subject to Change without Notice
Product & Educational Videos are available at www.eit20.com

SAL-B1015 Power Puck II Brochure Rev 01.00 November 2025